

SwiftAnchor™


MECHANICALLY FASTENED BASE SHEET

MIAMI-DADE COUNTY
APPROVED



SwiftAnchor™ Base Sheet is a high performance synthetic base sheet or anchor sheet specifically designed for optimal adhesion of Westlake Royal TileSeal™ HT and Westlake Royal™ MetalSeal HT underlayments. An innovative, patented nail gasketing technology for superior moisture resistance combined with a high grip backing for deck grab and superior walkability make this product of choice for a nailable base sheet. Each roll is approximately 10 squares (1,000 sqft) weighing only 45 lbs per roll making installation Swift and easy to Anchor down for the high winds of Florida.

A SYNTHETIC BASE SHEET DESIGNED FOR
OPTIMAL ADHESION AND UPLIFT RESISTANCE WITH WESTLAKE
ROYAL TILESEAL™ AND METALSEAL ROOF UNDERLAYMENTS.



HIGH-PERFORMANCE FOR ANY ROOF IN ANY CLIMATE.



WEATHER
RESISTANT

Durable Protection – All Season

SwiftAnchor™ Base Sheet is constructed of three layers. Patented gasketing technology in two of these layers help guard against leaks at the underlayment and primary roof covering fastener locations. SwiftAnchor™ Base Sheet helps to withstand the elements in all climates and seasons.



EASY
INSTALLATION

Easy Installation

Each 1,000 square foot roll weighs approximately 45 pounds making it easy to load and install on the roof. Also, they are easier to store and transport to the job site than traditional asphalt underlayment. Clearly identifiable lay lines makes installation swift and easy.



2 Months Uncovered Exposure

In addition to SwiftAnchor™ Base Sheet's patented gasketing technology, its UV and thermal stability allows the SwiftAnchor™ Base Sheet to be left uncovered and exposed for up to 60 days.




Product Performance

After years of development, this innovative, high performance base sheet is now offered by Westlake Royal™ Roofing Components. SwiftAnchor™ Base Sheet is backed by a 30 year manufacturer's limited warranty* for peace of mind that the product will perform and last.

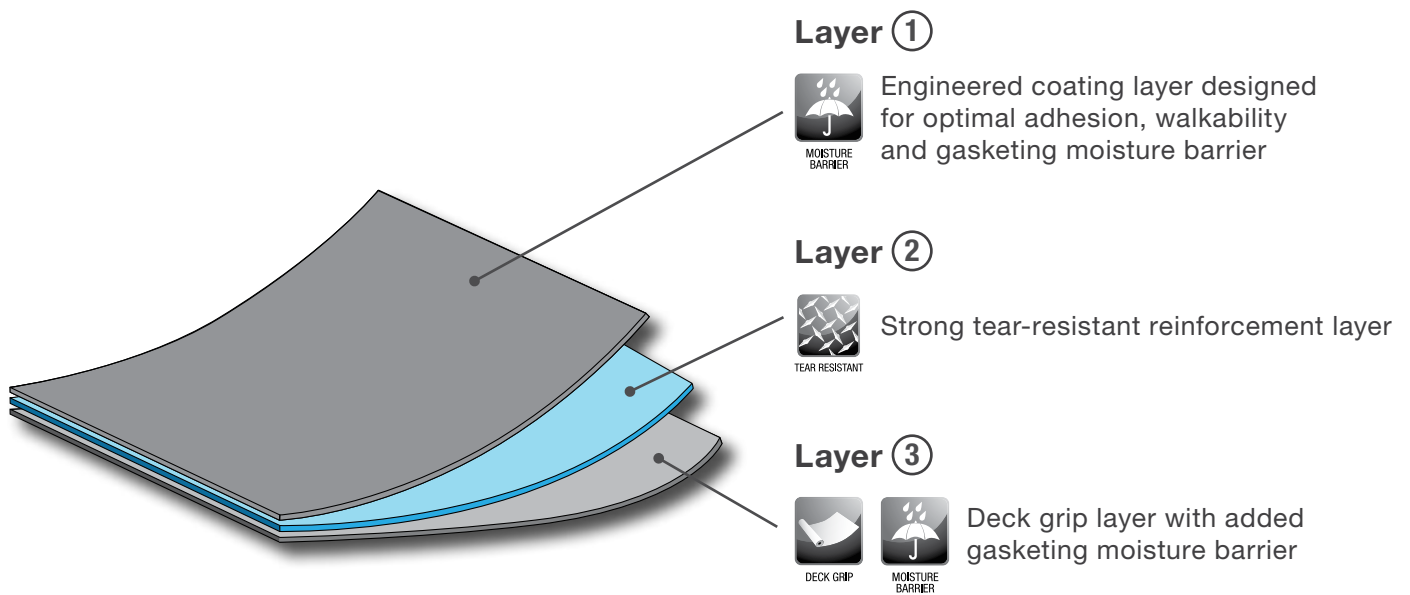
*Please see [WestlakeRoyalRoofing/Components/Warranties](https://www.westlakeroyalroofing.com/components/warranties) for warranty details.

SwiftAnchor™

MECHANICALLY FASTENED BASE SHEET



Installation under TileSeal™ HT



CERTIFICATIONS / APPROVALS

ASTM D8257

Meets performance requirements of Miami-Dade and FBC 2023 when installed with Westlake Royal TileSeal™ HT or Westlake Royal™ MetalSeal HT Underlayments.



Florida Building Code: FL44617

US Patent No. 10301828

SPECIFICATIONS

Roll Size	40" x 300'
Roll Weight	45 lbs (nominal)
Coverage	Approx. 10 Squares
Rolls per Pallet	20 Rolls
Pallet Weight	1000 lbs (nominal)


PART NUMBERS

92792	10 Square Roll
92793	Drop Ship - 720 Rolls/Truck

About Westlake Royal Building Products™ | Roofing Solutions

The Roofing Solutions portfolio from Westlake Royal Building Products™ is a recognized, national leader in durable and sustainable clay, composite, concrete, and steel roof systems. Encompassing a suite of materials that provide strength, versatility, and refinement, our portfolio includes US Tile® Clay Roofing Products, Newpoint™ Concrete Roof Tile, Unified Steel™ Stone Coated Roofing, DaVinci® Roofscapes, and Westlake Royal™ Roofing Components, all designed to deliver a higher standard of roof installation, performance, and design.

SIDING & ACCESSORIES TRIM & MOULDINGS ROOFING STONE WINDOWS OUTDOOR LIVING



BE BOUNDLESS™

THE PRODUCTS TO DO EVERYTHING. THE POWER TO DO EVEN MORE.

There are no limits to how far we innovate, how deeply we express, how strongly we commit, how boldly we go.

Westlake
Royal Building Products™

© 2024 Westlake Royal Building Products

Westlake Royal™ Roofing Components
WestlakeRoyalRoofing.com | 863.824.1289
Part# AC698 06/24 | COM252502

