

HAWAII

CONCRETE ROOF TILE COLLECTIONS



Westlake
Royal Building Products™

ROOFING
SOLUTIONS

Asphalt Shingle

139°

attic temperature

Concrete Tile

94°

attic temperature

Why Tile?

NATURAL PROTECTION

Attic temperatures measured using identical heat sources simulating the sun's radiation comparing Newpoint™ Cool Roof System to a common asphalt shingle installation. The result is less heat in the attic and lower energy bills.

Material Matters.

BEAUTY MATTERS

Our Newpoint™ concrete tiles have texture and substance, creating a true multidimensional look for your roof. Their natural colorways harmonize easily with other exterior building elements.

VALUE MATTERS

Westlake Royal Roofing Solutions™ stands behind the quality of our roof tile with a Class A fire rating and Limited Lifetime Warranty.

DURABILITY MATTERS

Newpoint™ concrete tile gains strength over time, and usually meets building structure and wind rating code requirements. Tile will last 3.75 times longer than an asphalt shingle roof.





Color Matters.

As the market leader, we strive to enhance the curb appeal of your home. We continuously develop new colors to harmonize with the shifting architectural trends in Hawaii. We take pride in the color quality and blending we provide.

3 STYLES

Newpoint™ roof tile easily harmonizes with all three dominant architectural styles.



TRADITIONAL

American adaptations of regional home styles from other time periods or areas of the world. Often mixed references.



MEDITERRANEAN
TUSCAN
SPANISH MISSION
CRAFTSMAN / BUNGALOW
COLONIAL



TRANSITIONAL

Prefers the clean lines of contemporary architecture, but draws heavily on details and styles from traditional architecture.



RANCH / SPLIT LEVEL
PRAIRIE STYLE
MIXED LOOKS



CONTEMPORARY

Characterized by a preference for clean lines, open concepts, decoration, ample light sources, large windows, and lack of round forms.



MODERN
MID-CENTURY MODERN

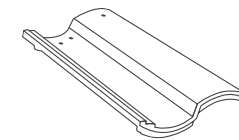


Barcelona Brown Blend

HIGH & MEDIUM TILE PROFILE COLLECTIONS



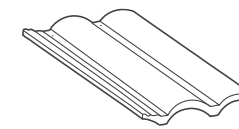
Barcelona 900



This modern interpretation of old world Spanish design creates a distinctive mission tile appearance.

P. 13

Villa 900



Emulates beautiful Mediterranean styles found in Italy and Southern France.

P. 15



Villa Kapalua Green



Barcelona Verona Clay




Villa Mission Red

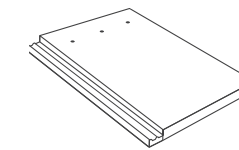


Slate Charcoal

LOW PROFILE COLLECTIONS



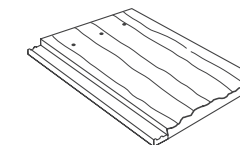
Saxony® 900 Slate



Beautiful design representative of styles found in England, Northern Europe and the US Eastern Seaboard. Versatile enough to accentuate any architectural style.

P. 17

Saxony® 900 Shake

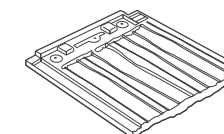


Captures rustic beauty of hand-hewn shakes. Ideal for French Country, Victorian Craftsman or Cottage architectural styling.

P. 19

DESIGNER PRODUCT

Madera 900

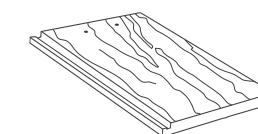


Madera 900 is the most affordable, authentic replication of a hand-split cedar shake roof available.

P. 21

DESIGNER PRODUCT

Saxony® 900 Hartford Slate



Hartford® Slate's surface texture emulates the surface of natural slate, the traditional premium roofing material for homes in the Eastern States, Great Britain and Northern Europe.

P. 23



Hartford Slate Charcoal Brown Blend



Madera Mountainwood



Shake Charcoal Brown Blend



Barcelona 900



Barcelona | Rio Grande Blend

Rio Grande Blend

1HBCS6142DP



CRRC: 0942-0057 / Ref: 0.23 / Emit: 0.93 / SRI: 24

Salerno Clay

1HBCS6330DP



CRRC: 0942-0012 / Ref: 0.17 / Emit: 0.93 / SRI: 17

Apple Bark

1HBCS0431DP



CRRC: 0942-0007 / Ref: 0.18 / Emit: 0.90 / SRI: 16

Casa Grande Blend

1HBCS6169DP



CRRC: 0942-0014 / Ref: 0.23 / Emit: 0.91 / SRI: 23

California Mission Blend

1HBCS6464DP



CRRC: 0942-0008 / Ref: 0.19 / Emit: 0.91 / SRI: 18

Brown Blend

1HBCS3233DP



CRRC: 0942-0003 / Ref: 0.20 / Emit: 0.92 / SRI: 20

Terra Cotta Flashed

1HBCS6300DP



CRRC: 0942-0018 / Ref: 0.19 / Emit: 0.91 / SRI: 18

Verona Clay

1HBCS7330DP



CRRC: 0942-0004 / Ref: 0.20 / Emit: 0.93 / SRI: 20

Wailea Blend Special C/T

1HBCS4006DP






Villa 900



Mission Red
1VICS7027DP



Wailea Blend
1VICS4006DP



Kapalua Green Slurry Finish
1VISS4284DP



Sequoia
1VICS7207DP



Sea Green Special C/T
1VICS4498DP




Charcoal
1VICS1130DP



CRRC: 0942-0064 / Ref: 0.08 / Emit: 0.92 / SRI: 5


Chestnut Brown
1VICS3613DP



Pali Green Slurry Finish
1VISS4465DP



CRRC: 0942-0098 / Ref: 0.26 / Emit: 0.89 / SRI: 26



Saxony® 900 Slate



Goldenrod

1FACS6116DP



CRRC: 0942-0043 / Ref: 0.32 / Emit: 0.89 / SRI: 34

Natural Marble

1FACS5037DP



CRRC: 0942-0048 / Ref: 0.20 / Emit: 0.90 / SRI: 19

Charcoal Brown Blend

1FACS1132DP



CRRC: 0942-0005 / Ref: 0.18 / Emit: 0.91 / SRI: 17

Sea Green Special C/T

1FACS4498DP



Chestnut Brown

1FACS3613DP



CRRC: 0942-0098 / Ref: 0.26 / Emit: 0.89 / SRI: 26

Charcoal

1FACS1130DP



CRRC: 0942-0064 / Ref: 0.08 / Emit: 0.92 / SRI: 5



Saxony® 900 Shake



Shake | Charcoal

Charcoal Brown Blend


1FBCF1132DP



CRRC: 0942-0005 / Ref: 0.18 / Emit: 0.91 / SRI: 17


Shadow Grey

1FBCF5225DP



Chestnut Brown


1FBCF3613DP



CRRC: 0942-0098 / Ref: 0.26 / Emit: 0.89 / SRI: 26

Charcoal

1FBCF1130DP



CRRC: 0942-0064 / Ref: 0.08 / Emit: 0.92 / SRI: 5



Shake | Shadow Grey



Madera 900

DESIGNER PRODUCT



PREMIUM COLORS

Autumnwood

1MDCL3002



CRRC: 0942-0070 / Ref: 0.13 / Emit: 0.87 / SRI: 8

Vintagewood

1MDCL5011




CRRC: 0942-0089 / Ref: 0.12 / Emit: 0.94 / SRI: 11

Mountainwood

1MDCL5001



CRRC: 0942-0110 / Ref: 0.08 / Emit: 0.93 / SRI: 5



Saxony® 900 Hartford® Slate

DESIGNER PRODUCT



PREMIUM COLORS

Toffee

1FVCD0007DP



CRRC: 0942-0001 / Ref: 0.15 / Emit: 0.93 / SRI: 14

Appalachian Blend

1FVCD0330DP



CRRC: 0942-0069 / Ref: 0.14 / Emit: 0.89 / SRI: 11

Charcoal Brown Blend

1FVCD1132DP



CRRC: 0942-0005 / Ref: 0.18 / Emit: 0.91 / SRI: 17

Have you considered what is underneath your roof tile?

Newpoint™ Cool Roof System



Five components provide energy efficiency and give substantial return on your investment.




Newpoint™ Concrete Roof Tile


Shown in Saxony® Slate 900 Rustic Brown Blend




Westlake Royal TileSeal™ Underlayment



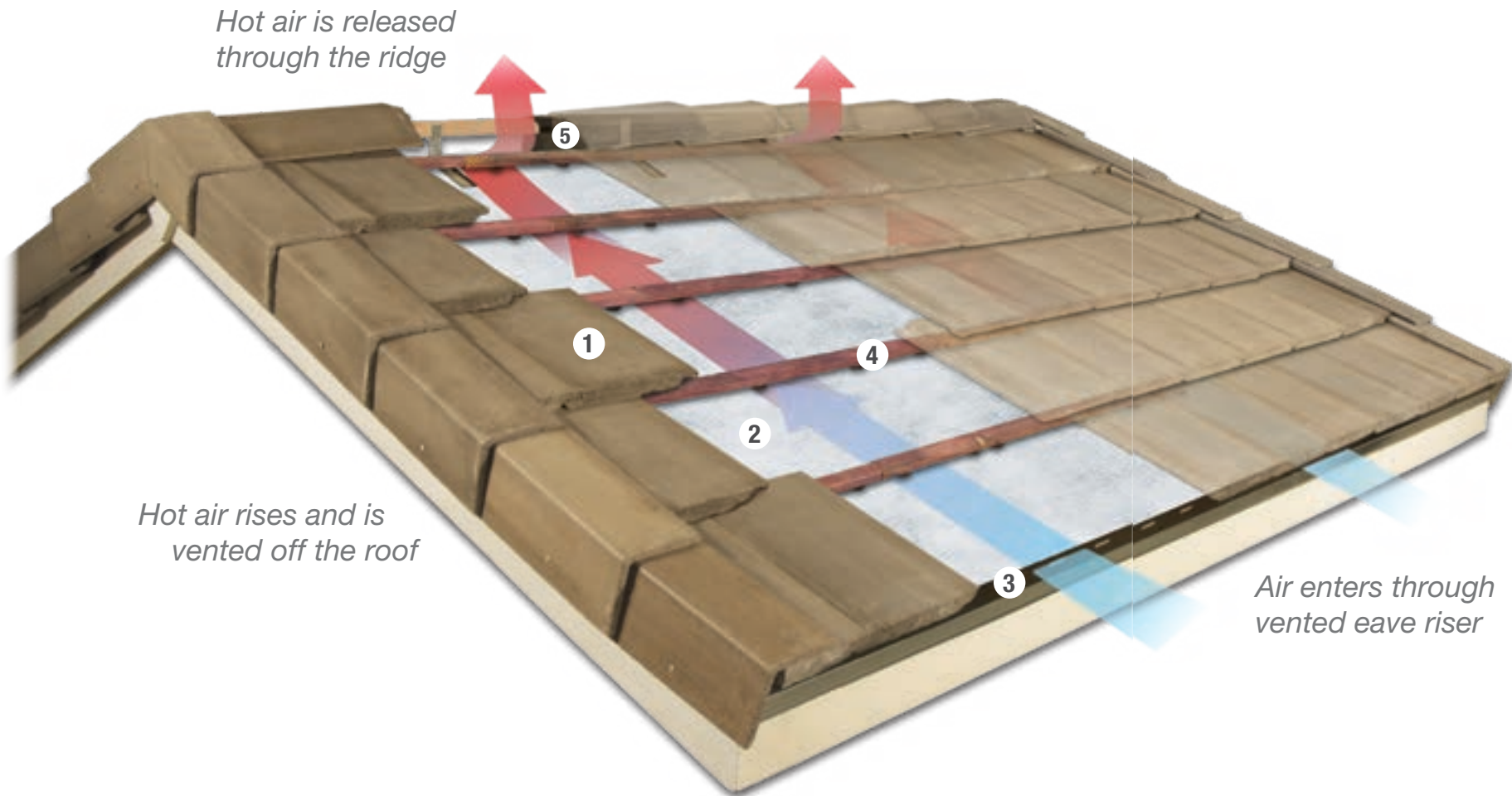
Vented Eave Riser



Elevated Batten System®



Vented Ridge



Energy Savings Every Year

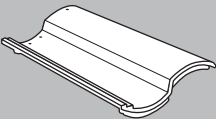

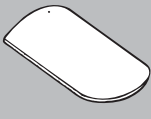

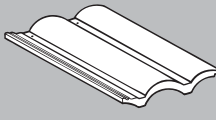
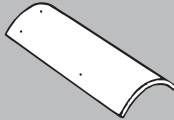
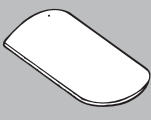

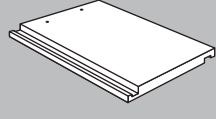
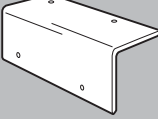

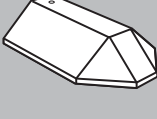

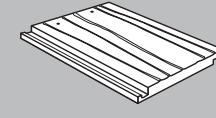
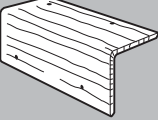

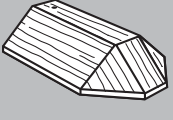
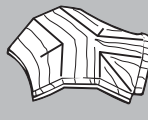
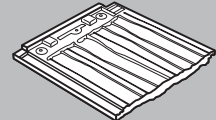
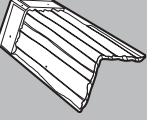
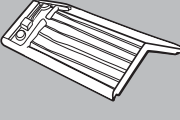
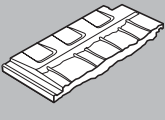
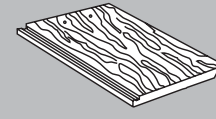
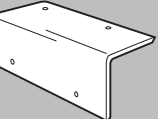
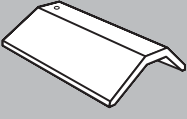
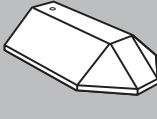
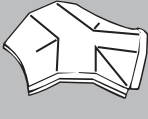
22% Reduction in heating and cooling costs[†]

@ For more information, please visit our website at westlakeroyalroofing.com/cool-roof-system/

[†]Steep-slope Assembly Testing of Clay and Concrete Tile with and without Cool Pigmented Colors, Oak Ridge National Laboratory, 2005. Results vary based on profile of tile installed, location, weather and other factors.

Specifications

Finishing Touches

BARCELONA 900	Size	Height	Coverage	Installed Weight / Square	Pieces / Pallet		Squares / Pallet	Weight / Pallet	Capri Trim	Capri Hip Starter	Capri Apex 3-Way	
	17" x 13"	3-5/8"	At 3" minimum headlap, 85 field tiles will cover approx. 100 square feet of roof area.	Approx: 930 lbs.	264		3.11	Approx: 3,155 lbs.	 1CTCS	 1CHCS	 1C3CS	
VILLA 900	Size	Height	Coverage	Installed Weight / Square	Pieces / Pallet		Squares / Pallet	Weight / Pallet	Capri Trim	Capri Hip Starter	Capri Apex 3-Way	
	17" x 13"	2-3/16"	At 3" minimum headlap, 87 field tiles will cover approx. 100 square feet of roof area.	Approx: 930 lbs.	312		3.59	Approx: 3,532 lbs.	 1CTCS/1CTSS	 1CHCS/1CHSS	 1C3CS/1C3SS	
SAXONY® 900 SLATE	Size	Height	Coverage	Installed Weight / Square	Pieces / Pallet		Squares / Pallet	Weight / Pallet	90° Rake	3-Sided Ridge	3-Sided Hip Starter	Apex 3-Way
	17" x 13"	1-9/64"	At 3" minimum headlap, 85 field tiles will cover approx. 100 square feet of roof area.	Approx: 910 lbs.	288		3.39	Approx: 3,405 lbs.	 1R9CS	 1R3CS	 1FHCS	 13ACS
SAXONY® 900 SHAKE	Size	Height	Coverage	Installed Weight / Square	Pieces / Pallet		Squares / Pallet	Weight / Pallet	90° Rake	3-Sided Ridge	3-Sided Hip Starter	Apex 3-Way
	17" x 13"	1-9/64"	At 3" minimum headlap, 85 field tiles will cover approx. 100 square feet of roof area.	Approx: 910 lbs.	288		3.39	Approx: 3,405 lbs.	 1R9CL	 1R3CL	 1FHCL	 13ACL
MADERA 900	Size	Height	Coverage	Installed Weight / Square	Pieces / Pallet		Squares / Pallet	Weight / Pallet	90° Rake	V-Ridge	Tapered Eave Starter	
	13-1/2" x 13"	7/8"	At 3-1/2" minimum headlap, 120 field tiles will cover approx. 100 square feet of roof area.	Approx: 950 lbs.	360		3	Approx: 3,010 lbs.	 19CCL	 1VCCL	 1CECL	
SAXONY® 900 HARTFORD SLATE	Size	Height	Coverage	Installed Weight / Square	Pieces / Pallet		Squares / Pallet	Weight / Pallet	90° Rake	3-Sided Ridge	3-Sided Hip Starter	Apex 3-Way
	17" x 13"	1-9/64"	At 3" minimum headlap, 85 field tiles will cover approx. 100 square feet of roof area.	Approx: 910 lbs.	288		3.39	Approx: 3,405 lbs.	 1R9CS	 1R3CS	 1FHCS	 13ACS



Visualize

Picture your new roof with Newpoint™ Concrete Roof Tile Inspiration house photo gallery on our website. Design your home with your dream roof by using our [Dream Home Visualizer](#). Upload your house image or use gallery images and the tool will auto-generate a rendering which you can use to try out different products in the design phase. Order Product Samples directly through the tool.

Order A Sample

Deciding on the perfect roof can be overwhelming. So, instead of wondering what color or style will work, order a sample and take the guesswork out of your decision. It's just another way Newpoint™ Concrete Roof Tile makes it easy to buy with confidence.

Architectural Tools

Our complete suite of architectural tools, including Arcat 3-Part Specs and CAD/BIM drawings, are available for download directly from our website.

Online Ordering


Manage your orders through [myWestlakeRoyal](#), a simple online tool to track product orders in real time, all from the convenience of your computer, tablet or smartphone. Sign-up for e-mail alerts to notify you of your order status.

Limited Lifetime Warranty

As a brand you can trust, Newpoint™ Concrete Roof Tile offers one of the most comprehensive, fully transferable roofing warranties available on the market today. For product warranty details, please see Newpoint™ Concrete Product Warranty on our website at [westlakeroyalroofing.com/resources/warranties/](#). The warranty found there is the sole warranty applicable to Newpoint™ roofing products.

About Westlake Royal Roofing Solutions™

The Roofing Solutions portfolio from Westlake Royal Building Products™ is a recognized, national leader in durable and sustainable clay, composite, concrete, and steel roof systems. Encompassing a suite of materials that provide strength, versatility, and refinement, our portfolio includes US Tile® Clay Roofing Products, Newpoint™ Concrete Roof Tile, Unified Steel™ Stone Coated Roofing, DaVinci® Roofscapes, and Westlake Royal™ Roofing Components, all designed to deliver a higher standard of roof installation, performance, and design.



Code Approval: Some approvals are regional and only apply to locally produced products; please contact Newpoint™ before transporting product across state lines. Specifically, products used in the Miami Dade County region of Florida require special testing and recognition. All tiles are Class A fire rated.

Disclaimer: The printed colors shown in this brochure may vary from actual available tile colors. Before making a final selection, be sure to review actual tile samples and roof installations. Please contact your local sales office for further assistance. Inadvertent errors in this publication are subject to change without notice. No performance guarantee is offered or implied beyond that expressly indicated.

Efflorescence is a temporary surface condition which is common to all concrete products. The process is caused by the chemical nature of cement. This reaction can appear as an overall chalky white bloom (a softening of color) or in more concentrated patches. It is difficult to predict how long the effects of efflorescence will last. It depends on the type and amount of deposit as well as local weather conditions. The action of carbon dioxide and rainwater will gradually remove the deposit, in most cases, leaving the original color of the roof intact without further efflorescence occurring. It is superficial and in no way affects the quality or functional properties of the tile.


Installation: According to the Tile Roofing Institute loading guidelines, "To achieve a pleasant, random blend of color for your job, care should be taken upon loading to mix the tiles." (Source: 2015 Concrete and Clay Roof Tile Installation Manual). Please consult the Tile Roofing Institute (TRI) Installation guides for application recommendations.



SALES OFFICES

- | | |
|-----------------------------|-------------------------------|
| Phoenix, ARIZONA | Okeechobee, FLORIDA |
| Lathrop, CALIFORNIA | Pompano Beach, FLORIDA |
| Rialto, CALIFORNIA | Henderson, NEVADA |
| Stockton, CALIFORNIA | Fort Worth, TEXAS |
| Denver, COLORADO | Katy, TEXAS |
| Lake Wales, FLORIDA | |





BE BOUNDLESS™

THE PRODUCTS TO DO EVERYTHING. THE POWER TO DO EVEN MORE.

We're answering "what ifs" on a whole new level—from the solutions we create to the dreams we build. We have the tools and technology to tell design stories on a bigger scale and on a more personal level. There are no limits to how far we innovate, how deeply we express, how strongly we commit and how boldly we go.

Together let's Be Boundless™.

Westlake
Royal Building Products™

© 2024 Westlake Royal Building Products



Newpoint™ Concrete Roof Tile
WestlakeRoyalRoofing.com | 800.669.8453
Item# 179850 | ML856 01/24

