



Trim Lock™ Hip & Ridge Metal

THE ULTIMATE HIP & RIDGE ATTACHMENT



EASY
INSTALLATION



WEATHER
RESISTANT

HIGH-WIND HIP & RIDGE ATTACHMENT

- Highest uplift values of any foam adhesive hip and ridge system
- Only system with interlocking bond feature
- Hemmed edges for added rigidity and safe handling
- Variety of sizes to fit all roofing applications
- Florida state approval FL-5374

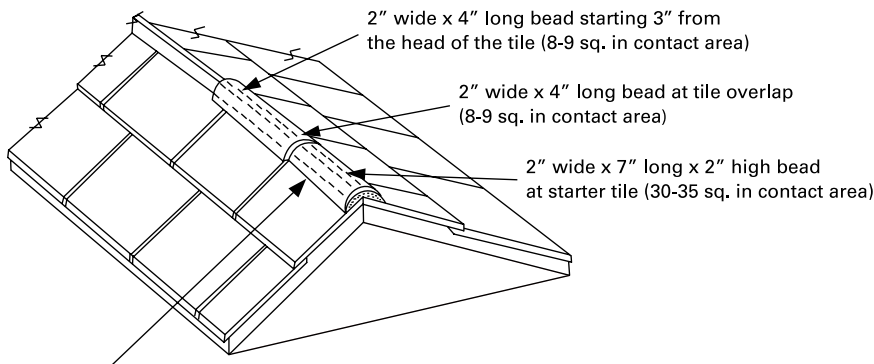
REFERENCE FIT CHART

Profile	Roof Pitch	3"	4"	5"	6"	Lb/Pc
Madera 900	Up to 6/12	•				7
Saxony® 900 Slate	Up to 6/12		•			8.5
Saxony® 900 Shake	Up to 6/12		•			8.5
Saxony® 900 Split Shake	Up to 6/12		•			8.5
Estate	Up to 6/12			•		10
Galena	Up to 6/12			•		10
Villa 900	Up to 6/12			•		10
Barcelona 900	Up to 6/12				•	11

INSTALLATION

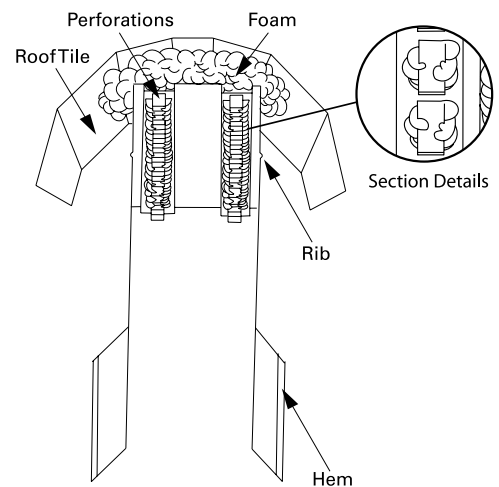
- The chart above is a recommendation of size required, but results may vary
- Trim Lock™ Hip & Ridge Metal must be cleaned and wiped down prior to installation
- Fasten 6" on center with approved 1-1/4" x 3/8" head ring shanked roofing nails and/or approved screws in a bed of approved plastic cement
- Ensure adequate contact between trim tile and approved adhesive
- For more information on limitations and installation, contact the adhesive manufacturer
- Refer to local building codes for specific requirements

TWO PADDY PLACEMENT OF HIP AND RIDGE TILE



Note: Starter tile at the hip or ridge needs to be a large paddy

TRIM LOCK™ METALS INSTALLED



CERTIFICATIONS / APPROVALS

Florida Building Code FL-5374
US Patent D583, 965S
 7739840

SPECIFICATIONS

Material 26 gauge galvanized steel
Length 10 linear feet per piece
Size Available in a wide range of sizes

PART NUMBERS

91642 Madera (3")
91644 Saxony 900 (4")
91645 Estate/Galena/Villa 900 (5")
91646 Barcelona 900 (6")



800.669.8453 - West & Central
 863.824.1289 - Florida & East
WestlakeRoyalRoofing.com