

Lightweight

REROOF CONCRETE TILE COLLECTIONS


NEWPOINTTM
CONCRETE ROOF TILE

Westlake
Royal Building ProductsTM

ROOFING
SOLUTIONS



Asphalt Shingle
139°
attic temperature


Concrete Tile
94°
attic temperature

Why Tile?

NATURAL PROTECTION

Attic temperatures measured using identical heat sources simulating the sun's radiation comparing Newpoint™ Cool Roof System to a common asphalt shingle installation. The result is less heat in the attic and lower energy bills.

Material Matters.



BEAUTY MATTERS

Newpoint™ concrete tiles have texture and substance, creating a true multidimensional look for your roof. Their natural colorways harmonize easily with other exterior building elements.

SUSTAINABILITY MATTERS

Newpoint™ lightweight concrete roof tile is locally made and sourced in California since 1969.

VALUE MATTERS

Newpoint™ stands behind the quality of our roof tile with a Class A fire rating and Limited Lifetime Warranty.

DURABILITY MATTERS

Newpoint™ engineered lightweight concrete tile is specifically designed for reroof and retrofit, enhancing the curb appeal of your home.



3 STYLES

Lightweight tiles and inspirational color usages for three dominant architectural styles.



TRADITIONAL

American adaptations of regional home styles from other time periods or areas of the world. Often mixed references.



MEDITERRANEAN
TUSCAN
SPANISH MISSION
CRAFTSMAN / BUNGALOW
COLONIAL



TRANSITIONAL

Prefers the clean lines of contemporary architecture, but draws heavily on details and styles from traditional architecture.



RANCH / SPLIT LEVEL
PRAIRIE STYLE
MIXED LOOKS



CONTEMPORARY


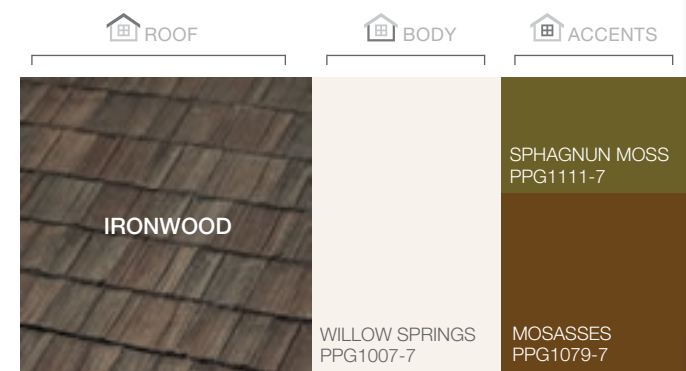



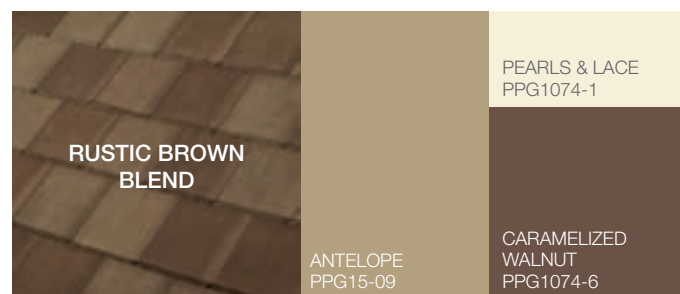




Characterized by a preference for clean lines, open concepts, decoration, ample light sources, large windows, and lack of round forms.



MODERN
MID-CENTURY MODERN

TRADITIONAL

MEDITERRANEAN
TUSCAN
SPANISH MISSION
CRAFTSMAN / BUNGALOW
COLONIAL



TRANSITIONAL


RANCH / SPLIT LEVEL
PRAIRIE STYLE
MIXED LOOKS

ROOF



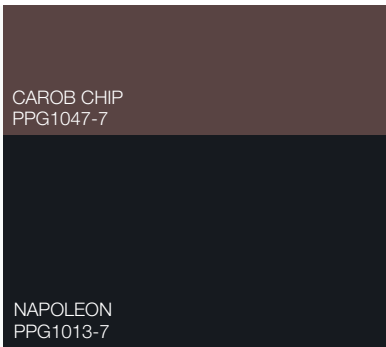
CAMOUFLAGE

BODY



DELICATE WHITE
PPG1001-1


ACCENTS



CAROB CHIP
PPG1047-7

NAPOLEON
PPG1013-7

ROOF



STONE MOUNTAIN
BLEND

BODY



COOL SLATE
PPG1002-3

ACCENTS



ONYX
PPG1011-7

COMMERCIAL
WHITE
PPG1025-1

ROOF



SILVERWOOD

BODY



SIMMERING
SMOKE
PPG1019-4


ACCENTS



ALWAYS ALMOND
PPG1099-1

EAGLE EYE
PPG1014-6

BUCKSKIN



CLEAR YELLOW
PPG1215-1

BODY



TRANSCEND
PPG1079-4

AMARETTO
PPG1066-6

ACCENTS



TAHOE BLEND



NOTORIOUS
PPG1074-4

BODY



DELICATE WHITE
PPG1001-1

PHANTOM MIST
PPG1002-7

ACCENTS




ROOF



CALIFORNIA MISSION
BLEND

BODY



CLEAR YELLOW
PPG1215-1


ACCENTS



MOLASSES
PPG1079-7

MAISON DE
CAMPAGNE
PPG15-01

ROOF



MOUNTAINWOOD

BODY



MAYBE
MUSHROOM
PPG1020-2


ACCENTS



CRUMB COOKIE
PPG18-01

BLACK ELEGANCE
PPG1004-7

WOLF GREY



STONE QUARRY
PPG1015-2

BODY



MOMENTUM
PPG1028-6

MAGICAL
MOONLIGHT
PPG1045-1

ACCENTS



CONTEMPORARY

MODERN
MID-CENTURY MODERN

ROOF

BODY

ACCENTS

BUCKSKIN

GHOST WRITER
PPG1007-3

WILLOW SPRINGS
PPG1007-1

MIDNIGHT CLOVER
PPG1138-7

ROOF

BODY

ACCENTS

WOLF GREY

WEATHERED
WOOD
PPG1077-4

SPICED
CINNAMON
PPG1071-7

PHANTOM MIST
PPG1002-7

ROOF

BODY

ACCENTS

COBBLESTONE

WHEAT SHEAF
PPG14-21

ARTILLERY
PPG1008-6

BLACK MAGIC
PPG1001-7

WALNUT

STRING OF
PEARLS
PPG1079-1

COCOLOC
PPG1079-5

WARM WASSAIL
PPG1062-7

ROOF

BODY

ACCENTS

CHARCOAL BROWN
BLEND

PACIFIC PEARL
PPG1011-1

KNIGHT'S ARMOR
PPG1001-6

DARK GRANITE
PPG1005-7

ROOF

BODY

ACCENTS

BUCKSKIN

PACIFIC PEARL
PPG1011-1

KNIGHT'S ARMOR
PPG1001-6

SLIPPERY STONE
PPG1080-7

CHARCOAL BLEND

TUNDRA FROST
PPG1009-1

PEWTER MUG
PPG1004-5


DELICATE WHITE
PPG1001-1

STONE MOUNTAIN
BLEND

ELEMENTAL
PPG1011-2

PACIFIC PEARL
PPG1011-1

UFO
PPG1011-4





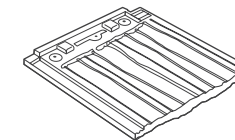
Saxony 700 Slate | Tahoe Blend

LOW PROFILE LIGHTWEIGHT COLLECTIONS



DESIGNER PRODUCT

Cedarlite® 600

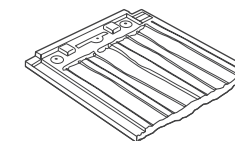


Modeled after traditional heavy hand-split cedar shakes. Delivers a true rustic, realistic wood appearance.

P. 17

DESIGNER PRODUCT

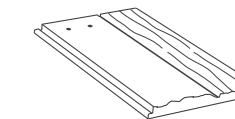
Madera 700



The most affordable, authentic replication of a hand-split cedar shake roof available.

P. 19

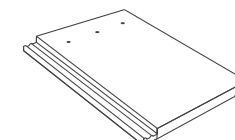
Duralite® Saxony® Split Shake 600/700



This classic variation of both shake and slate tile adds a distinctive architectural style. Best suited for Cottage, French Country and Traditional American Homes.

P. 21

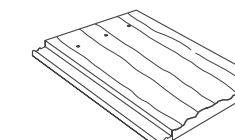
Duralite® Saxony® Slate 600/700



Delivers the aspirational aesthetics of traditional slate roofs found in Tudor and French Colonial architecture.


P. 25

Duralite® Saxony® Shake 600/700



Perfectly captures the rustic warmth and beauty of country living by recreating the look of hand-hewn shakes. Ideal for French Country, Victorian Craftsman or Cottage architectural styling.

P. 29



Cedarlite 600 | Autumnwood



Saxony 600 Split Shake | Stone Mountain Blend



Saxony 700 Shake | Charcoal

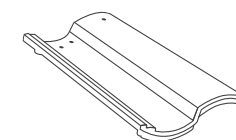


España 600 | Casa Grande Blend

HIGH PROFILE LIGHTWEIGHT COLLECTIONS



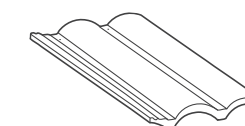
Duralite® España® 600



Reflects the classic style and distinctiveness of Spanish architecture, popular in the early California missions that stretched from San Diego de Alcalá to San Francisco Solamo.


P. 33

Duralite® Villa 600



Embodies the architectural style of Italy and Southern France by recreating the beautiful, small barrel Mediterranean aesthetics.

P. 35



Villa 600 | Granite Grey



Villa 600 | Casa Grande Blend



España 600 | California Mission Blend



Cedarlite® 600
THE ULTIMATE SHAKE REPLACEMENT.™

DESIGNER PRODUCT



Cedarlite Silverwood

Winterwood Blend

2CLCL5120



CRRC Rated Product - 0942-0183
Ref: .21 / Emit: .91 / SRI: 20 / Aged SRI: 21

Ironwood

2CLCL5773



CRRC Rated Product - 0942-0080
Ref: .11 / Emit: .93 / SRI: 9 / Aged SRI: 9

Autumnwood

2CLCL3002



CRRC Rated Product - 0942-0070
Ref: .12 / Emit: .87 / SRI: 8 / Aged SRI: 8

Tahoe Blend

2CLCL3230



CRRC Rated Product - 0942-0169
Ref: .17 / Emit: .91 / SRI: 16 / Aged SRI: 18

Heartwood

2CLCL3783



CRRC Rated Product - 0942-0060
Ref: .12 / Emit: .91 / SRI: 9 / Aged SRI: 10

Silverwood

2CLCL5780



CRRC Rated Product - 0942-0059
Ref: .12 / Emit: .95 / SRI: 11 / Aged SRI: 11



Madera 700

DESIGNER PRODUCT



Madera | Heartwood

Heartwood

3MDCL3783



CRRC Rated Product - 0942-0060
Ref: .12 / Emit: .91 / SRI: 9 / Aged SRI: 10

Winterwood Blend

3MDCL5120



CRRC Rated Product - 0942-0183
Ref: .21 / Emit: .91 / SRI: 20 / Aged SRI: 21

Autumnwood

3MDCL3002



CRRC Rated Product - 0942-0070
Ref: .12 / Emit: .87 / SRI: 8 / Aged SRI: 8

Mountainwood

3MDCL5001



CRRC Rated Product - 0942-0110
Ref: .08 / Emit: .93 / SRI: 5 / Aged SRI: 7

Tahoe Blend


3MDCL3230



CRRC Rated Product - 0942-0169
Ref: .17 / Emit: .91 / SRI: 16 / Aged SRI: 18

Vintagewood

3MDCL5011



CRRC Rated Product - 0942-0089
Ref: .12 / Emit: .94 / SRI: 11 / Aged SRI: 13



Duralite
REAL TILE. REAL LIGHT.™

Saxony® Split Shake 600/700



Split Shake | Buckskin

Buckskin

600: 2FTCV0141LR / 700: 3FDCV0141



CRRC Rated Product - 0942-0009
Ref: .22 / Emit: .90 / SRI: 22 / Aged SRI: 24

Stone Mountain Blend


600: 2FTCV5354LR / 700: 3FDCV5354



CRRC Rated Product - 0942-0047
Ref: .17 / Emit: .90 / SRI: 15 / Aged SRI: 23

Smokey

600: 2FTCV3958LR / 700: 3FDCV3958



CRRC Rated Product - 0942-0063
Ref: .08 / Emit: .92 / SRI: 5 / Aged SRI: 12

Wolf Grey

600: 2FTCV5969LR / 700: 3FDCV5969



CRRC Rated Product - 0942-0090
Ref: .11 / Emit: .91 / SRI: 8 / Aged SRI: 15

Camouflage

600: 2FTCV3963LR / 700: 3FDCV3963



CRRC Rated Product - 0942-0085
Ref: .11 / Emit: .94 / SRI: 10 / Aged SRI: 14

Tahoe Blend

600: 2FTCV3230LR / 700: 3FDCV3230



CRRC Rated Product - 0942-0169
Ref: .17 / Emit: .91 / SRI: 16 / Aged SRI: 18





Duralite®
REAL TILE. REAL LIGHT.™

Saxony® Slate 600/700



Slate | California Mission Blend

Buckskin

600: 2FSCS0141LR / 700: 3FACS0141



CRRC Rated Product - 0942-0009
Ref: .22 / Emit: .90 / SRI: 22 / Aged SRI: 24

Rustic Brown Blend

600: 2FSCS3184LR / 700: 3FACS3184



CRRC Rated Product - 0942-0185
Ref: .18 / Emit: .92 / SRI: 18 / Aged SRI: 20

California Mission Blend

600: 2FSCS6464LR / 700: 3FACS6464



CRRC Rated Product - 0942-0008
Ref: .19 / Emit: .91 / SRI: 18 / Aged SRI: 24

Charcoal Brown Blend


600: 2FSCS1132LR / 700: 3FACS1132



CRRC Rated Product - 0942-0005
Ref: .18 / Emit: .91 / SRI: 17 / Aged SRI: 19

Tahoe Blend

600: 2FSCS3230LR / 700: 3FACS3230



CRRC Rated Product - 0942-0169
Ref: .17 / Emit: .91 / SRI: 16 / Aged SRI: 18

Cobblestone

600: 2FSCS3957LR / 700: 3FACS3957



CRRC Rated Product - 0942-0062
Ref: .11 / Emit: .90 / SRI: 8 / Aged SRI: 15

Stone Mountain Blend

600: 2FSCS5354LR / 700: 3FACS5354



CRRRC Rated Product - 0942-0047
Ref: .17 / Emit: .90 / SRI: 15 / Aged SRI: 23

Charcoal Blend

600: 2FSCS1430LR / 700: 3FACS1430



CRRRC Rated Product - 0942-0072
Ref: .17 / Emit: .91 / SRI: 15 / Aged SRI: 16



Slate | Cobblestone



Slate | Stone Mountain Blend



Duralite®
REAL TILE. REAL LIGHT.™

Saxony® Shake 600/700



Buckskin

600: 2FRCF0141LR / 700: 3FBCF0141



CRRC Rated Product - 0942-0009
Ref: .22 / Emit: .90 / SRI: 22 / Aged SRI: 24

Tahoe Blend

600: 2FRCJ3230LR / 700: 3FBCJ3230



CRRC Rated Product - 0942-0169
Ref: .17 / Emit: .91 / SRI: 16 / Aged SRI: 18

Walnut

600: 2FRCF34539LR / 700: 3FBCF3453



CRRC Rated Product - 0942-0061
Ref: .12 / Emit: .94 / SRI: 11 / Aged SRI: 14

Rustic Brown Blend


600: 2FRCJ31849LR / 700: 3FBCJ3184



CRRC Rated Product - 0942-0185
Ref: .18 / Emit: .92 / SRI: 18 / Aged SRI: 20

Smokey

600: 2FRCF3958LR / 700: 3FBCF3958



CRRC Rated Product - 0942-0063
Ref: .08 / Emit: .92 / SRI: 5 / Aged SRI: 11

Charcoal Brown Blend

600: 2FRCJ1132LR / 700: 3FBCJ1132



CRRC Rated Product - 0942-0005
Ref: .18 / Emit: .91 / SRI: 17 / Aged SRI: 19

Charcoal Blend
600: 2FRCJ1430LR / 700: 3FBCJ1430




CRRC Rated Product - 0942-0072
Ref: .17 / Emit: .91 / SRI: 15 / Aged SRI: 16

Stone Mountain Blend
600: 2FRCF5354LR / 700: 3FBCF5354



CRRC Rated Product - 0942-0047
Ref: .17 / Emit: .90 / SRI: 15 / Aged SRI: 23

Charcoal
600: 2FRCF1130LR / 700: 3FBCF1130



CRRC Rated Product - 0942-0064
Ref: .08 / Emit: .92 / SRI: 5 / Aged SRI: 10



Shake | Smokey



Shake | Stone Mountain Blend



España | Terra Cotta Flashed

Casa Grande Blend

2ESCS6169LR



CRRC Rated Product - 0942-0014
Ref: .23 / Emit: .91 / SRI: 23 / Aged SRI: 24

California Mission Blend

2ESCS6464LR



CRRC Rated Product - 0942-0008
Ref: .19 / Emit: .91 / SRI: 18 / Aged SRI: 24

Terra Cotta Flashed

2ESCS6300LR



CRRC Rated Product - 0942-0018
Ref: .19 / Emit: .91 / SRI: 18 / Aged SRI: 19



España | California Mission Blend



Sedona Gold Slurry Finish
2VISS6566LR



CRRC Rated Product - 0942-0026
Ref: .44 / Emit: .92 / SRI: 51 / Aged SRI: 49

Casa Grande Blend
2VICS6169LR



CRRC Rated Product - 0942-0014
Ref: .23 / Emit: .91 / SRI: 23 / Aged SRI: 24

Terra Cotta Gold
2VICS6440LR



CRRC Rated Product - 0942-0023
Ref: .26 / Emit: .91 / SRI: 27 / Aged SRI: 28

Terra Cotta Flashed
2VICS6300LR



CRRC Rated Product - 0942-0018
Ref: .19 / Emit: .91 / SRI: 18 / Aged SRI: 19

Pacific Red Blend Slurry Finish
2VIBS7161LR



CRRC Rated Product - 0942-0025
Ref: .33 / Emit: .92 / SRI: 37 / Aged SRI: 35

Granite Grey
2VICS5309LR



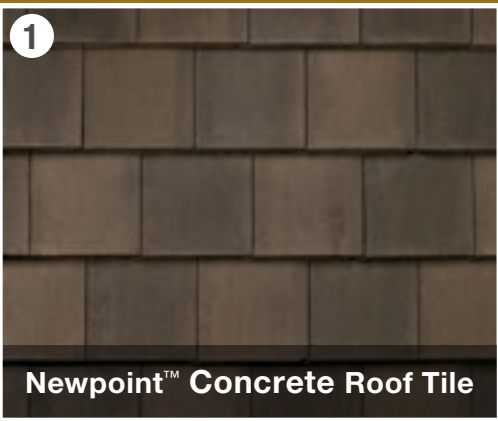
CRRC Rated Product - 0942-0086
Ref: .11 / Emit: .92 / SRI: 9 / Aged SRI: 11

Have you considered what is underneath your roof tile?

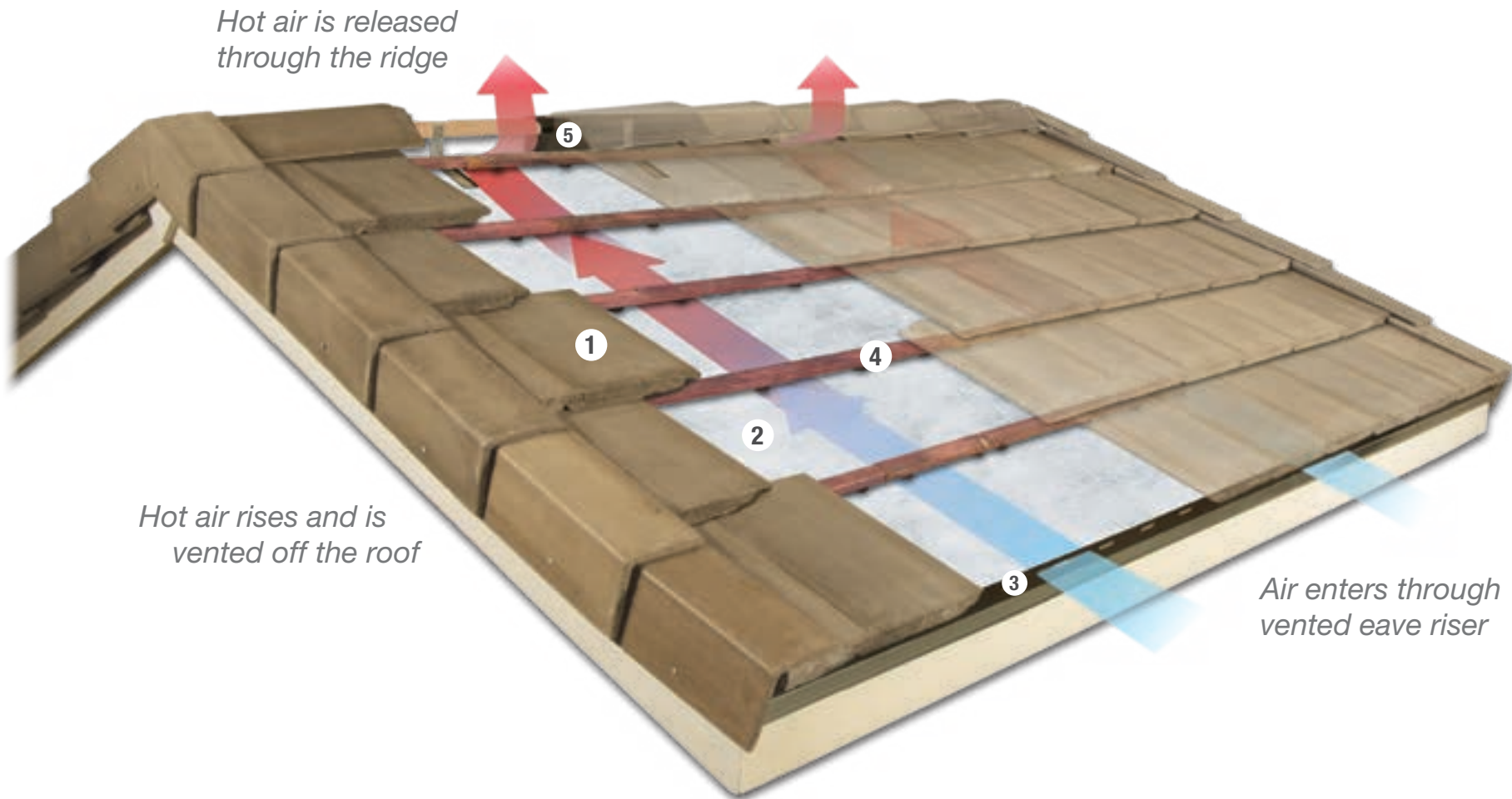


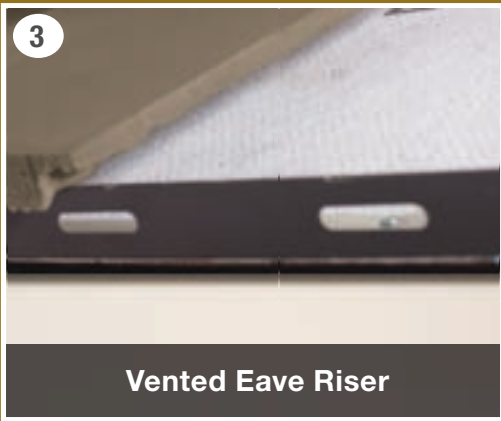
Newpoint™ Cool Roof System



5 components provide energy efficiency and give substantial return on your investment.



Shown in Saxony® Slate 600 Cobblestone



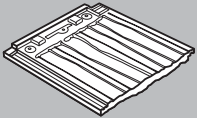
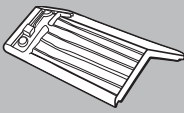
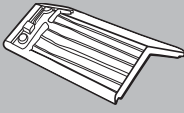
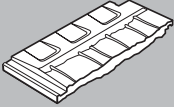
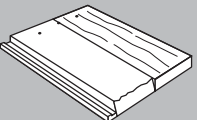
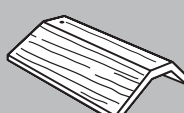
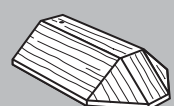
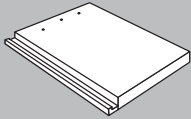
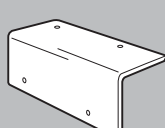
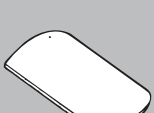
Energy Savings Every Year
22% Reduction in heating and cooling costs[†]

@ For more information, please visit our website at westlakeroyalroofing.com/cool-roof-system/

[†]Steep-slope Assembly Testing of Clay and Concrete Tile with and without Cool Pigmented Colors, Oak Ridge National Laboratory, 2005. Results vary based on profile of tile installed, location, weather and other factors.

Specifications

Finishing Touches

CEDARLITE® 600	Size	Height	Coverage	Installed Weight / Square	Pieces / Pallet		Squares / Pallet	Weight / Pallet	90 Rake	V-Ridge	Tapered Eave Starter	
	13-1/2" x 13"	7/8"	At 3-1/2" minimum headlap, 120 field tiles will cover approx. 100 square feet of roof area.	Approx: 596 lbs.	400		3.33	Approx: 2,370 lbs.	 19CCL	 1VCCL	 1CECL	
MADERA 700	Size	Height	Coverage	Installed Weight / Square	Pieces / Pallet		Squares / Pallet	Weight / Pallet	90 Rake	V-Ridge	Tapered Eave Starter	
	13-1/2" x 13"	7/8"	At 3-1/2" minimum headlap, 120 field tiles will cover approx. 100 square feet of roof area.	Approx: 721 lbs.	400		3.33	Approx: 2,750 lbs.	 19CCL	 1VCCL	 1CECL	
DURALITE® SAXONY® SPLIT SHAKE 600/700	Size	Height	Coverage	Installed Weight / Square	Pieces / Pallet		Squares / Pallet	Weight / Pallet	90 Rake	3-Sided Ridge	3-Sided Hip Starter	Apex 3-Way
	17" x 13"	1-1/8"	At 3" minimum headlap, 85 field tiles will cover approx. 100 square feet of roof area.	Saxony 600: Approx: 570 lbs. Saxony 700: Approx: 720 lbs.	Saxony 600: 312 Saxony 700: 312		Saxony 600: 3.67 Saxony 700: 3.67	Saxony 600: Approx: 2,486 lbs. Saxony 700: Approx: 3,023 lbs.	 1R9CBLR	 1R3CBLR	 1FHCBLR	 13ACBLR
DURALITE® SAXONY® SLATE 600/700	Size	Height	Coverage	Installed Weight / Square	Pieces / Pallet		Squares / Pallet	Weight / Pallet	90 Rake	3-Sided Ridge	3-Sided Hip Starter	Apex 3-Way
	17" x 13"	1"	At 3" minimum headlap, 85 field tiles will cover approx. 100 square feet of roof area.	Saxony 600: Approx: 570 lbs. Saxony 700: Approx: 720 lbs.	Saxony 600: 312 Saxony 700: 312		Saxony 600: 3.67 Saxony 700: 3.67	Saxony 600: Approx: 2,486 lbs. Saxony 700: Approx: 3,023 lbs.	 1R9CSLR	 1R3CSLR	 1FHCSLR	 13ACSLR
DURALITE® SAXONY® SHAKE 600/700	Size	Height	Coverage	Installed Weight / Square	Pieces / Pallet		Squares / Pallet	Weight / Pallet	90 Rake	3-Sided Ridge	3-Sided Hip Starter	Apex 3-Way
	17" x 13"	1-1/8"	At 3" minimum headlap, 85 field tiles will cover approx. 100 square feet of roof area.	Saxony 600: Approx: 570 lbs. Saxony 700: Approx: 720 lbs.	Saxony 600: 312 Saxony 700: 312		Saxony 600: 3.67 Saxony 700: 3.67	Saxony 600: Approx: 2,486 lbs. Saxony 700: Approx: 3,023 lbs.	 1R9CLLR	 1R3CLLR	 1FHCLLR	 13ACLLR
DURALITE® ESPAÑA® 600	Size	Height	Coverage	Installed Weight / Square	Pieces / Pallet		Squares / Pallet	Weight / Pallet	Capri Trim	Capri Hip Starter	Capri Apex 3-Way	
	17" x 12-3/8"	3-5/8"	At 3" minimum headlap, 89 field tiles will cover approx. 100 square feet of roof area.	Approx: 590 lbs.	267		3	Approx: 2,100 lbs.	 1CTCSLR	 1CHCSLR	 1C3CSLR	
DURALITE® VILLA 600	Size	Height	Coverage	Installed Weight / Square	Pieces / Pallet		Squares / Pallet	Weight / Pallet	Capri Trim	Capri Hip Starter	Capri Apex 3-Way	
	17" x 13"	2-1/8"	At 3" minimum headlap, 87 field tiles will cover approx. 100 square feet of roof area.	Approx: 580 lbs.	FOB Stockton: 312 FOB Rialto: 288		FOB Stockton: 3.59 FOB Rialto: 3.31	FOB Stockton: 2,495 lbs. FOB Rialto: 2,310 lbs.	 1CTCSLR/1CTBSLR 1CTSSLR	 1CHCSLR/1CHBSLR 1CHSSLR	 1C3CLLR/1C3BSLR 1C3SSLR	



Madera 700 | Mountainwood


Visualize

Picture your new roof with Newpoint™ Concrete Roof Tile Inspiration house photo gallery on our website. Design your home with your dream roof by using our **Dream Home Visualizer**. Upload your house image or use gallery images and the tool will auto-generate a rendering which you can use to try out different products in the design phase. Order Product Samples directly through the tool.



Order A Sample

Deciding on the perfect roof can be overwhelming. So, instead of wondering what color or style will work, order a sample and take the guesswork out of your decision. It's just another way Newpoint™ Concrete Roof Tile makes it easy to buy with confidence.



Architectural Tools

Our complete suite of architectural tools, including Arcat 3-Part Specs and CAD/BIM drawings, are available for download directly from our website.

Online Ordering

Manage your orders through **myWestlakeRoyal**, a simple online tool to track product orders in real time, all from the convenience of your computer, tablet or smartphone. Sign-up for e-mail alerts to notify you of your order status.



Limited Lifetime Warranty

As a brand you can trust, Newpoint™ Concrete Roof Tile offers one of the most comprehensive, fully transferable roofing warranties available on the market today. For product warranty details, please see Newpoint Concrete Product Warranty on our website at westlakeroyalroofing.com/resources/warranties/. The warranty found there is the sole warranty applicable to Newpoint™ roofing products.



About Westlake Royal Roofing Solutions™

The Roofing Solutions portfolio from Westlake Royal Building Products™ is a recognized, national leader in durable and sustainable clay, composite, concrete, and steel roof systems. Encompassing a suite of materials that provide strength, versatility, and refinement, our portfolio includes US Tile® Clay Roofing Products, Newpoint™ Concrete Roof Tile, Unified Steel™ Stone Coated Roofing, DaVinci® Roofscapes, and Westlake Royal™ Roofing Components, all designed to deliver a higher standard of roof installation, performance, and design.



Code Approval: Some approvals are regional and only apply to locally produced products; please contact Newpoint™ before transporting product across state lines. Specifically, products used in the Miami Dade County region of Florida require special testing and recognition. All tiles are Class A fire rated.

Disclaimer: The printed colors shown in this brochure may vary from actual available tile colors. Before making a final selection, be sure to review actual tile samples and roof installations. Please contact your local sales office for further assistance. Inadvertent errors in this publication are subject to change without notice. No performance guarantee is offered or implied beyond that expressly indicated.

Efflorescence is a temporary surface condition which is common to all concrete products. The process is caused by the chemical nature of cement. This reaction can appear as an overall chalky white bloom (a softening of color) or in more concentrated patches. It is difficult to predict how long the effects of efflorescence will last. It depends on the type and amount of deposit as well as local weather conditions. The action of carbon dioxide and rainwater will gradually remove the deposit, in most cases, leaving the original color of the roof intact without further efflorescence occurring. It is superficial and in no way affects the quality or functional properties of the tile.


Installation: According to the Tile Roofing Institute loading guidelines, "To achieve a pleasant, random blend of color for your job, care should be taken upon loading to mix the tiles." (Source: 2015 Concrete and Clay Roof Tile Installation Manual). Please consult the Tile Roofing Institute (TRI) Installation guides for application recommendations.



SALES OFFICES

- | | |
|-----------------------------|-------------------------------|
| Phoenix, ARIZONA | Okeechobee, FLORIDA |
| Lathrop, CALIFORNIA | Pompano Beach, FLORIDA |
| Rialto, CALIFORNIA | Henderson, NEVADA |
| Stockton, CALIFORNIA | Fort Worth, TEXAS |
| Denver, COLORADO | Katy, TEXAS |
| Lake Wales, FLORIDA | |





BE BOUNDLESS™

THE PRODUCTS TO DO EVERYTHING. THE POWER TO DO EVEN MORE.

We're answering "what ifs" on a whole new level—from the solutions we create to the dreams we build. We have the tools and technology to tell design stories on a bigger scale and on a more personal level. There are no limits to how far we innovate, how deeply we express, how strongly we commit and how boldly we go.

Together let's Be Boundless™.

Westlake
Royal Building Products™

© 2024 Westlake Royal Building Products



Newpoint™ Concrete Roof Tile
WestlakeRoyalRoofing.com | 800.669.8453
Item# 176451 | BR243 01/24

