


Eave Riser

TILE EAVE CLOSURES THAT HELP TO PROTECT THE ROOF



High Profile




EASY
INSTALLATION




WEATHER
RESISTANT



AESTHETICS



Low Profile



Medium Profile

- Prevents birds, vermin and embers from entering roof system
- Elevates eave tiles to proper heights
- Different styles fit Newpoint™ concrete tile profiles
- Profile styles are decorative and functional
- Approximately 10' long, Galvanized steel, painted

FEATURES AND BENEFITS



Durable Protection – All Season

Galvanized steel with polyester paint finish for long lasting durability.



Premium Details Complete The Roof

Designed to fit and elevate the eave tiles to the proper angle for a professional, uniform appearance.



Easy Installation

Pre-cut and pre-painted in 10 foot lengths from the manufacturer to make installation fast and easy.

Eave Riser Profile	Concrete Tile Profile	Colors	Color Samples	Available Regions
High	Barcelona España 600 Galena Mission "S" Tejas España	<ul style="list-style-type: none"> ▪ Black ▪ Brown ▪ Charcoal Grey ▪ Tan ▪ Terra Cotta 	White	Only Florida & Southeast/Northeast
			Tan	Only Florida & Southeast/Northeast
			Terra Cotta	All Regions
Medium	Estate Villa	<ul style="list-style-type: none"> ▪ Black ▪ Brown ▪ Charcoal Grey ▪ Grey ▪ Red ▪ Tan ▪ Terra Cotta ▪ White 	Red	Only Florida & Southeast/Northeast
			Brown	All Regions
			Grey	Only Florida & Southeast/Northeast
Low	Saxony® Plantation Madera Cedarlight®	<ul style="list-style-type: none"> ▪ Black ▪ Brown ▪ Charcoal Grey ▪ Grey ▪ Red ▪ Tan ▪ Terra Cotta 	Charcoal Grey	Not Available in Florida & Southeast/Northeast
			Black	All Regions

NOTE: The printed colors shown may vary from actual colors. Please contact Customer Service for more information.

SPECIFICATIONS

- Length** Approx 10'
- Material** Galvanized steel, painted

No performance guarantee is offered or implied beyond that expressly indicated.

